

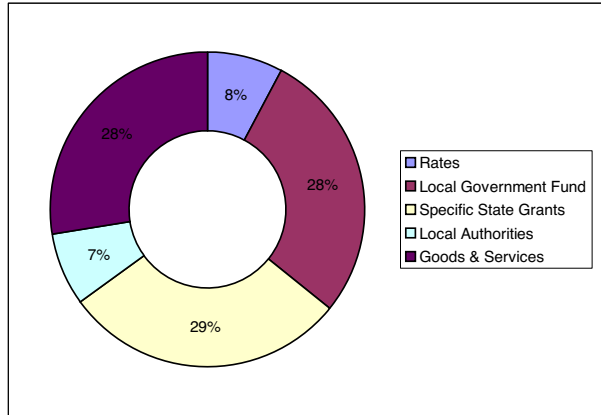
Overall Summary Statement



Local Authority Budget for the Financial Year Ending 31st December 2010

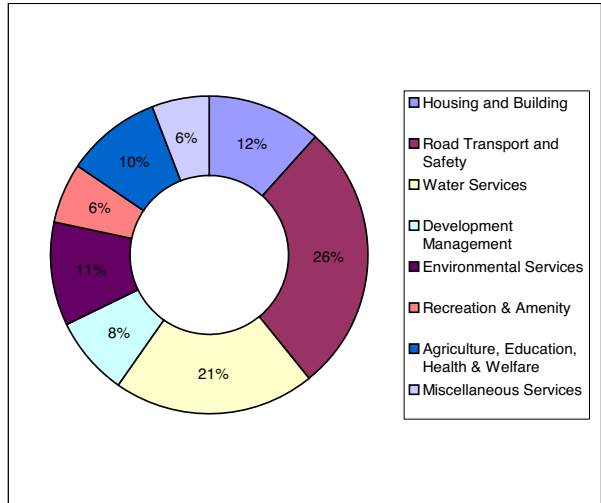
Main Sources of Revenue Income 2010

	2010 €	2010 %
Rates	4,625,601	8
Local Government Fund	16,356,043	28
Specific State Grants	17,129,926	29
Local Authorities	4,361,495	7
Goods & Services	16,215,172	28
Total	58,688,237	100



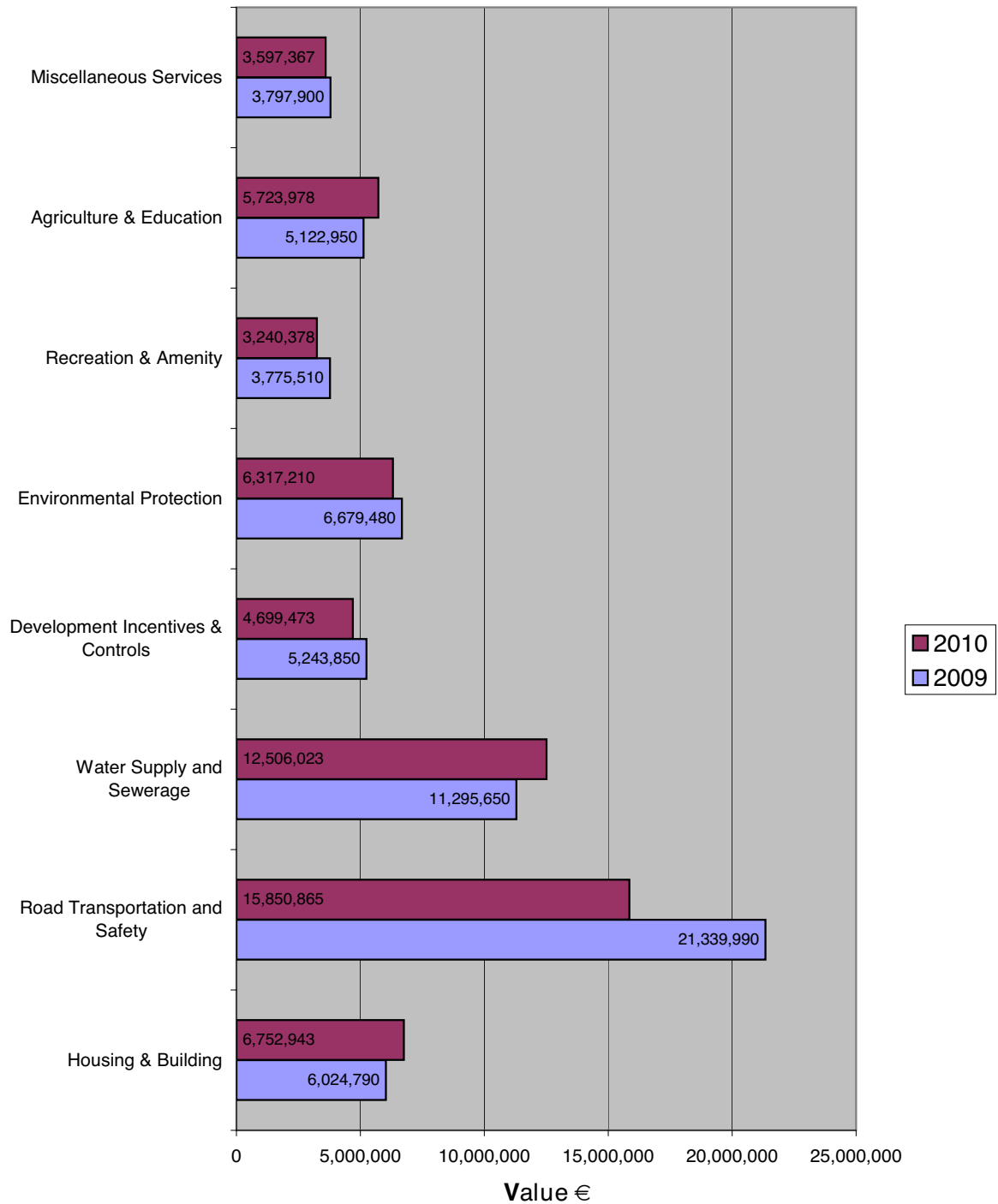
How Income will be spent by Division

	2010 €	2010 %
Housing and Building	6,752,943	12
Road Transport and Safety	15,850,865	28
Water Services	12,506,023	21
Development Management	4,699,473	8
Environmental Services	6,317,210	11
Recreation & Amenity	3,240,378	6
Agriculture, Education, Health & Welfare	5,723,978	10
Miscellaneous Services	3,597,367	6
Total	58,688,237	100



Local Authority Budget for the Financial Year Ending 31st December 2010

Comparison Year on Year of Programme Group: Expenditure Budgets



Local Authority Budget for the Financial Year Ending 31st December 2009

Comparison Year on Year of Programme Group: Income Budgets

